

THE NEW CF
PURE EXCELLENCE



CF

DAF



PURE EXCELLENCE: The new benchmark

With outstanding comfort and safety, low tare and the fuel efficiency and power of the PACCAR engine range, the New CF redefines versatility.


With outstanding comfort and safety, low tare and the fuel efficiency and power of the PACCAR MX engine range, the New CF redefines versatility. The range includes two, three and four axle configurations, and specialist applications like concrete pumpers, tippers and tankers. While the exterior dimensions of the New CF cabs give it excellent manoeuvrability in tight situations, its interior provides a driver environment like no other. You'll understand the difference when you drive one. The ultimate all-rounder, the New CF makes an already superior truck even better, setting the benchmark for **PURE EXCELLENCE**.

Maximum Uptime

The CF is already renowned for its reliability. The new electronic architecture improves this reliability even further. Electrical components, wiring and connections have all been improved and simplified. The result is maximum vehicle uptime and lower operating costs.

Superb Driver Comfort and Design

The New CF includes features that make the cab an even more attractive and comfortable place to work, live and sleep, with numerous innovations that make driving easier, safer and more enjoyable than ever.



Driveline excellence

The New CF delivers exceptional fuel economy. Higher torque at lower revs combined with optimised drivelines, new high-efficiency rear axles, enhanced electronics and aerodynamic improvements result in increased fuel efficiency; fuel savings that help reduce your total cost of ownership.

Engine Innovations

Achieving extra fuel efficiency, lower CO2 emissions and excellent performance starts with having the right engine and driveline for the job. The multi-torque MX-11 and MX-13 engines offer a range of power ratings for the New CF, as well as valuable innovations, including highly efficient combustion and air management systems. Smart oil, steering and water pumps deliver output matched to the exact demand of the engine, in every situation. As part of the all-new driveline, the New CF features highly efficient rear axles with low-friction wheel ends. What's more, a range of faster ratios enable lower engine speeds for fuel efficiency.



High-Performance Gearboxes



As standard the New CF is equipped with an automated TraXon 12 or 16 speed gearbox developed for operating at low engine speeds in all gears. Fast and smooth shifting supports maximum efficiency and comfort, and the gearbox offers excellent manoeuvring characteristics at low speeds.














Eco Mode

To boost fuel efficiency, reduce emissions and lower operating costs, the New CF includes Eco Mode and Eco Roll functionality. Eco Mode supports the driver to drive more economically and, When required, more engine performance can be selected in an instant.

The New CF specifications

| RIGID CHASSIS | | | CF MX-11 | CF MX-13 |
|---------------|-------|---|----------|----------|
| FAT | 6 X 4 |  | ● | ● |
| FAD | 8 X 4 |  | ● | ● |

| PRIME MOVER CHASSIS | | | CF MX-11 | CF MX-13 |
|---------------------|-------|--|----------|----------|
| FT | 4 x 2 |  | ● | ● |
| FTT | 6 x 4 |  | ● | ● |

| SERIES | TYPE | DAY CAB | SLEEPER CAB | SPACE CAB |
|----------|--------|---|---|---|
| CF MX-11 | CF 370 |  |  |  |
| | CF 410 |  |  |  |
| | CF 450 |  |  |  |
| CF MX-13 | CF 480 |  |  |  |
| | CF 530 |  |  |  |

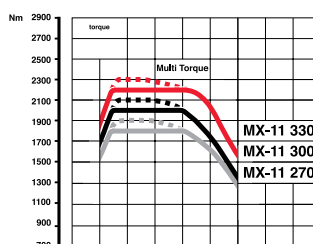
| PACCAR MX-11 ENGINE | | |
|---------------------|-----------------------------|--|
| Engine type | Performance | Torque |
| MX-11 270 | 270 kW / 367 hp (1,600 rpm) | 1,900 Nm (900 – 1,125 rpm) ¹⁾ 1,800 Nm (900 – 1,400 rpm) |
| MX-11 300 | 300 kW / 408 hp (1,600 rpm) | 2,100 Nm (900 – 1,125 rpm) ¹⁾ 2,000 Nm (900 – 1,400 rpm) |
| MX-11 330 | 330 kW / 449 hp (1,600 rpm) | 2,300 Nm (900 – 1,125 rpm) ¹⁾ 2,200 Nm (900 – 1,400 rpm) |

¹⁾ in the highest gear for direct drive gearboxes and in the two highest gears for overdrive gearboxes

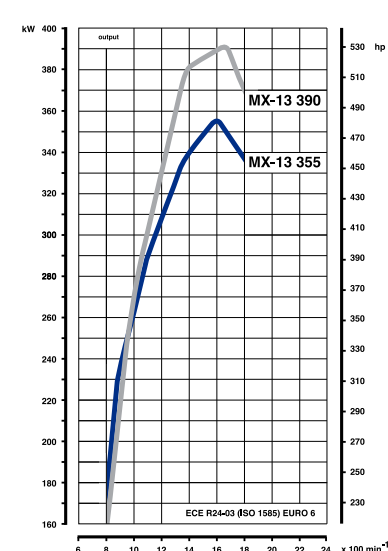
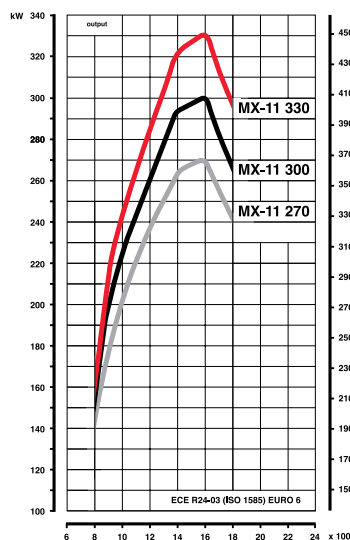
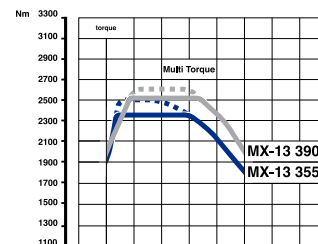
| PACCAR MX-13 ENGINE | | |
|---------------------|-----------------------------|--|
| Engine type | Performance | Torque |
| MX-13 355 | 355 kW / 483 hp (1,600 rpm) | 2,500 Nm (900 – 1,125 rpm) ¹⁾ 2,350 Nm (900 – 1,365 rpm) |
| MX-13 390 | 390 kW / 530 hp (1,675 rpm) | 2,600 Nm (1,000 – 1,460 rpm) ¹⁾ 2,500 Nm (1,000 – 1,425 rpm) |

¹⁾ in the highest gear for direct drive gearboxes and in the two highest gears for overdrive gearboxes

PACCAR MX-11



PACCAR MX-13



New standards
of versatility





Market-leading transport efficiency goes beyond an excellent driveline. It is also about weight savings and extra room for auxiliaries, which add to vehicle versatility and the most cost-effective operation. The New CF offers unmatched flexibility when it comes to chassis configurations.

Strong and Light

The New CF's well-thought-out chassis is made from high-quality steel so it is both light and strong. The ECAS rear axle suspension ensures optimum roll stability, highest payloads and superb handling.

Easy Fitting for Any Application

The highly flexible chassis layout allows almost endless variations when it comes to positioning components. And thanks to DAF's ultra-compact Exhaust After-treatment System (EAS) unit there is ample space for mounting pumps, crane leg supports or large fuel tanks.

ECAS Air Suspension

The Electronically Controlled Air Suspension (ECAS) has been completely revised to provide superior comfort, functionality and reliability. The new system allows excellent pressure management of air bellows, guaranteeing good vehicle stability for loading and unloading. In addition, thanks to ultra-accurate measurement and compensation of axle load variances, overload of the axles can be prevented. The new control unit makes DAF's first-class ECAS system extremely easy to operate.

Battery Energy Monitoring

Battery Energy Monitoring allows the driver to check the status of the batteries and provides warnings when energy levels are critical. It also prevents overcharging. The result is increased uptime due to longer battery life, and reduced operating costs.

Excellent safety and comfort

The New CF comes with enhanced features that ensure the highest possible safety of the driver and other road users.

1. **Adaptive Cruise Control (ACC)** automatically adjusts the truck's speed to maintain a safe distance from the vehicle ahead.
2. **Forward Collision Warning (FCW)** generates a warning sound and a visual alert on the instrument panel, urging the driver to take action in order to prevent a collision.
3. **Advanced Emergency Braking System (AEBS)** intervenes to slow the truck down in an emergency.
4. **Lane Departure Warning System (LDWS)** warns the driver if the vehicle begins to move out of the lane owing to driver error, drowsiness or distraction.
5. **Vehicle Stability Control (VSC)** the electronic braking system features improved VSC to prevent jack-knifing and overturning.
6. **Protective Cab Suspension and Construction** the energy-absorbing cab suspension and reinforced cab structure has pre-programmed front and rear crumple zones to provide industry-leading vehicle safety and passenger protection.
7. **Side Camera** on the cab provide additional visibility for the driver.
8. **LED Lighting** an improved lighting technology, LED lighting offers better light output offering greater visibility of the road for the driver and of the truck for other road users.
9. **Cornering Lights** designed to provide extra illumination in the direction of a driver's intended turn or lane change.
10. **Reduced Interior Noise** with an extremely quiet interior cabin the driver is not fatigued by engine noise.
11. **Driver Configurable Switches** can be adapted to suit individual preferences and applications, allowing the driver to customise the layout to suit their needs.





The benchmark for driver comfort and interior design

The New CF interior has a premium look and feel. To further add to the versatility of the New CF, there are many options to customise the cab both to personal taste and application needs.

High-Comfort Climate Control

The completely new climate control unit stands out when it comes to comfort and user-friendliness. It features one-touch defrosting, park ventilation, park heating with timer, and automatic air recirculation. The rear wall includes a temperature control unit, which allows the driver to access the system from the comfort of the bed.

New Outstanding Interior Lighting

The interior lighting now comes with an innovative rotary switch control. The control button is centrally located in the middle of the console so it is within easy reach. The driver can choose a lighting mode for different driving and resting conditions, and there is also a dimming function.

Even Better Driver Information

The clear instrument panel has new fonts and a new styling for enhanced clarity. The Driver Information Panel (DIP) provides more information to increase driver comfort and efficiency. To enhance driver performance even further, settings are grouped on the instrument panel logically and the Driver Performance Assistant (DPA) includes even more tips for economical driving.

Interior Makeover

The new interior not only looks good, it excels in comfort, when combined with extremely low noise levels. The seats have new trim and there are silver accents on the steering wheel. The walls, mattresses and curtains have new, warm colours for an environment that makes every driver feel at home.



Great-Looking Trim

The dashboard comes in Dark Sand trim with Black Rock deco panels as standard. The deco panels also come in the colours Rustica (wood structure) and Argenta (silver) as shown opposite.

Driver Configurable Switches

The clear and intuitive layout of the dashboard makes it easy to use. Thanks to smart vehicle electronics, individual switches can be positioned according to your transport requirements and the personal preference of the driver. These driver configurable switches also make it easy for dealers and bodybuilders to add new functions without the need to install extra control panels. The perfect combination of great driver comfort and maximum vehicle efficiency.



Superb exterior styling and design

The New CF is not only renowned for its versatility, it is also a great looking truck. Its exterior includes leading-edge design features that put it in a class of its own when it comes to visual appeal.

Upper Panel and DAF Logo

The panel above the grille has been enlarged with the DAF logo now centred to provide a bold exterior.



New Sun Visor

The sun visor has a new design to optimise aerodynamics and enhance fuel efficiency. It also includes a stylish aluminium-look element for great exterior appeal.

Radiator Flow Guides

New grille and cab split closures channel the air into the radiator and improve the airflow.

Great Welcome

A stylish DAF-logo in the doorstep welcomes the driver to the luxurious cab.

LED Headlights

New headlights offer greater luminosity.

Air Flow Guidance

New grille and cab split closures fill the space between the headlight and corner deflectors to improve aerodynamics for optimal fuel efficiency.

Lower Bumper Insert

For a high-end look, the lower bumper has an aluminium-look accent.



We've got you covered

The DAF Dealer Network

With the full complement of PACCAR Australia services, you can count on the DAF Dealer Network to provide you with excellent parts, service and repairs for all DAF trucks when you needed. In addition, our dedicated Roadside Assistance Service covers Australia providing 24/7 support. Simply call 1800 4 PACCAR (1800 472 222) to be connected to your nearest DAF Dealer.



For further information or your nearest
DAF Dealer visit www.daf.com.au
DAF Trucks Australia
20 Canterbury Road Bayswater VIC 3153
Phone (03) 9721 1600

No rights can be derived from this publication. DAF Trucks Australia reserves the right to change product specifications without prior notice. For the most recent product and services information, contact your authorised DAF dealer.

CF RANGE-BR-02/20

The DAF logo, consisting of the letters 'DAF' in a bold, sans-serif font, with a horizontal bar underneath.